

# Want to Watch Your Church Services on Your TV?

Do you have a **Roku**, **Apple TV**, or **Amazon Fire TV** (or stick)?

**Roku**

BoxCast App for Roku

**Apple TV**

BoxCast App for Apple TV

**fire tv**

BoxCast App for Fire TV

Well, then you are in luck! You can install the **BoxCast** video app (BoxCast is the provider we use) on your devices and watch services on your computer.

**NOTE:** There are other methods of getting your computer, tablet, or phone to appear on your TV screen (like Chromecast). If those methods are working for you, you do not need to install the BoxCast app, however, it is a simple and easy way to so.



Google Chromecast

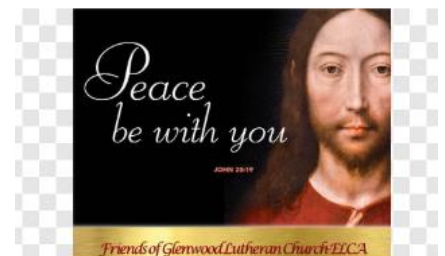
1) First your search for the BoxCast App (look for one of the logos below):



2) Then you load the app, and just a warning, it is rather slow loading and searching. Search for "Glenwood Lutheran Church," our logo will look like one of those to the right when searching for on the BoxCast App . . .




3) Be sure to mark Glenwood Lutheran as one of your favorites when you find it, it will make it easy to find the next time. You can also find it under history.



**See screen examples on the following pages . . .**

# Roku TV

On your computer: <https://channelstore.roku.com/details/90448/boxcast>




On your TV: Search for “Boxcast”





On your computer: <https://apps.apple.com/us/app/boxcast/id1113645192>

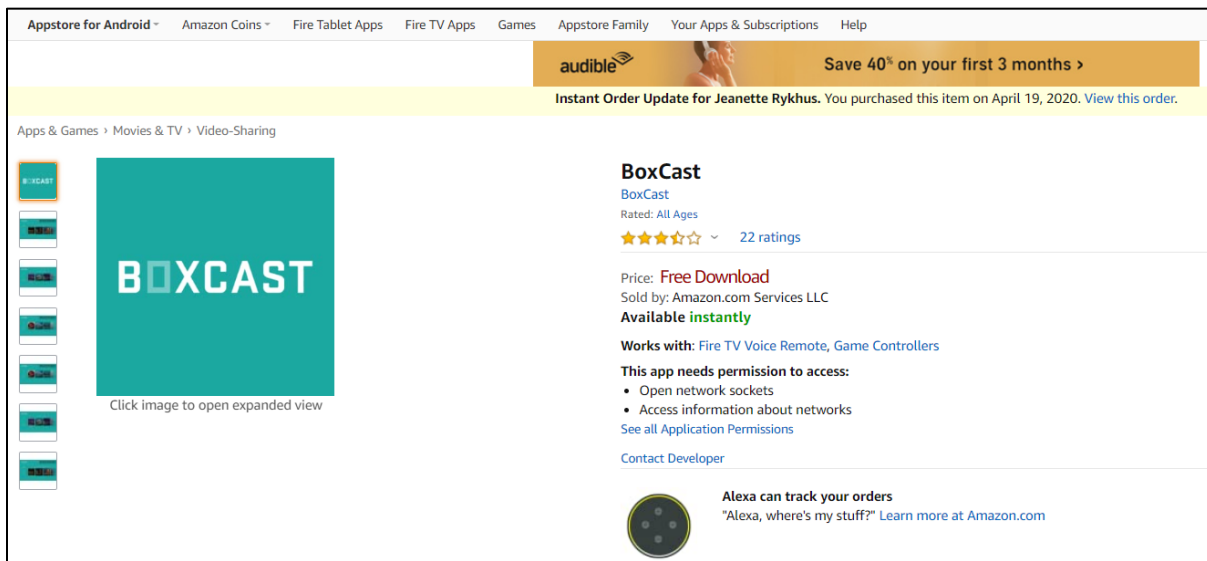


On your TV: Search for “Boxcast”





On your computer: <https://www.amazon.com/BoxCast/dp/B07M7WNFM2>



On your TV: Search for “Boxcast”

